

CASTLEMAINE ROD SHOP

SINCE 1976

EM69HP

HQ-WB / HK,HT,HG HOLDEN LS CONVERSION MOUNTS

SUPPLIED ARE 8 OFF M10 X 1.5 X 25MM
WITH FLAT & SPRING WASHERS.


D= DRIVERS SIDE / P= PASSENGER SIDE

YOU WILL NEED TO REMOVE THE REAR ALTERNATOR
BRACKET.

IF YOU ARE INSTALLING AIR CON, YOU WILL NEED TO
RUN A HIGH MOUNT A/C KIT, CRS CAN SUPPLY THIS KIT
FOR \$495.00.




EM69HP - PASSENGER SIDE




EM69HP - PASSENGER SIDE

IF YOU ARE RUNNING AN AFTER MARKET SUMP YOU MAY NEED TO RELOCATE THE DIPSTICK LOCATION
IF YOU HAVE PURCHASED A ROD SHOP SUMP YOU WILL NEED TO DO THIS!



LOCATION FOR SUMP DIP STICK

EM69HP - DRIVER SIDE



LOCATION FOR SUMP DIP STICK

EM69HP - DRIVER SIDE

To Relocate the LS Oil Dipstick you will need to Locate the welsh plug located on the right hand side near the factory starter motor.



This can be done by knocking it out with a pin punch and hammer. (best done when the sump is off)

